



Makes effort look effortless.



*overseas model shown

Cannon Alpha

GO WITH MORE

Cannon Alpha.

Make effort look

effortless.

Contents	Page 1
Introduction	Page 2
Design	Page 8
Performance	Page 14
Technology	Page 18
Plug-in Hybrid	Page 20
Safety	Page 24
GWM Care	Page 28
Colour	Page 30
Dimensions	Page 32
Specifications	Page 34



*overseas model shown

Say hello to GWM.

GWM is a world-renowned vehicle manufacturer capable of designing and producing SUVs, utes and powertrains simultaneously. At GWM, everything we do is grounded in our corporate philosophy: ‘improving little by little every day.’

From building world-class research and development systems, which enable continuous innovation, to following the ‘excessive investment’ principle, which drives industry leadership, we relentlessly put our philosophy into practice. We are proud to make vehicles that combine the best components, technology and safety features from around the world. With over 2.5 million ute and pick up’s sold globally (and counting), we are a proud maker of durable utilitarian vehicles for over 25 years. We attribute our success to passion, drive and a commitment to listening to our customers.

Designed to meet all your needs.


Introducing a new breed of ute, unlike anything you've seen, sat in or driven before - the GWM Cannon Alpha. Larger overall dimensions mean a bigger on road presence and better in-cabin comfort. Improved on and off road performance opens more possibilities than you ever imagined. Put your foot down and feel the smile spread across your face as you instantly sense the wave of torque pinning you to your seat. Now you can tow, haul, drag, pull, push or lug almost anything, effortlessly.



Larger, smarter, and gutsier than ever.



With incredible on road performance and unbelievable off road possibilities, the Canon Alpha is the most powerful ute we have ever built.



Grand doesn't do the Cannon Alpha justice. This vehicle is about as lavish and well-appointed as a ute can get with a host of opulent interior specifications combined with a collection of striking exterior design features. These include an overhauled centre console with two new larger tablet-style screens surrounded by attractive woodgrain style trim. The new three spoke faux leather accented steering wheel and soft, supple front and rear seats are our most comfortable yet. Squarer LED headlights create a sense of exterior style and sophistication. And the *60/40 split-swinging tailgate adds a touch of design class providing easier access to the tray.

**Ultra variants only*

Our most stylish and luxurious ute ever.



LED tail lights



18" alloy wheels



*60/40 split tailgate**

**Ultra variants only*



*Wireless charging port**
**Ultra variants only*



*Front passenger VIP switch**
**Ultra variants only*



Premium appointed cabin

A new breed of performance.



*overseas model shown

Packing a powerful turbo diesel, turbo petrol hybrid, or turbo plug-in hybrid power-train, it's no surprise the Cannon Alpha is the 'top-dog' amongst the fleet. Complete with a 9 speed automatic transmission, a 3.5 tonne towing capacity and torque-on-demand 4WD system with 5 driving modes, it makes carrying a light load or towing a large boat or caravan a breeze.

The advanced 4x4 system is engineered by respected global supplier Borg Warner and provides the driver with superior technology including a rear differential lock and 4WD low range to tackle tough environments for when things get a bit loose off-road.

Enjoy effortless
power with turbo
diesel or turbo
petrol hybrid
engine.



*overseas model shown

Smart tech never looked smarter

State of the art is now a work of art thanks to the new styled 12.3 or 14.6 inch touchscreen panel letting you control all your infotainment from one screen and view all your vehicles gauges, alerts, digital instruments, and safety systems from the other. You can even see a 360° view of the vehicle while driving. Plus, a wireless charging dock*, keyless entry and push button start creates a smarter, more effortless overall driving experience.

**Ultra variants only*

More effortless power through tech

Meet our most tech-advanced ute, the GWM Cannon Alpha Plug-in Hybrid - pumping 300kW of power and 750Nm of torque from a 2.0-litre four-cylinder petrol engine is a marvel in engineering. Built to purpose, it retains industry standard of 3.5 tonne towing capacity, true mechanical 4x4 capability, 1,060km combined range, finally class-leading pure electric and total combined range. The GWM Cannon Alpha PHEV is a ute of tomorrow on road today.






V2L 6 kW max output*
**accessory required for V2L (Vehicle to load)*



18” alloy wheels



Hi4-T - advanced plug-in hybrid technology



Hybrid drive modes - EV, HEV and intelligent hybrid



Built to the safest standards.



ANCAP Safety test



ANCAP Safety test

Equipped with more than 100 of the latest active and passive safety features, the Cannon Alpha is one of the safest utes in its class. It is the first full hybrid ute in New Zealand to be awarded the highest possible 5-star safety rating by ANCAP.

Standard safety features include Automatic Emergency Braking, Lane Keep Assist, a Driver Fatigue Monitoring System and Traffic Sign Recognition giving you the peace of mind your GWM vehicle is looking out for you, and those around you.

Protection from all angles.



Smart tech, active and passive safety features and front and side monitoring mean worry-free driving.

GWM Care

Every GWM comes with GWM Care. It begins from the moment you take delivery of your vehicle and continues long into the future. Wherever the road leads, you can rest assured knowing that your GWM will be kept at its best for many years to come.



*overseas model shown

8 Year Unlimited
KM Battery Pack
Warranty

7 Year
Unlimited KM
Warranty

5 Year
Roadside
Assist

*Terms and conditions apply

GWM vehicles are available in a range of stunning contemporary colours.



Crystal Black

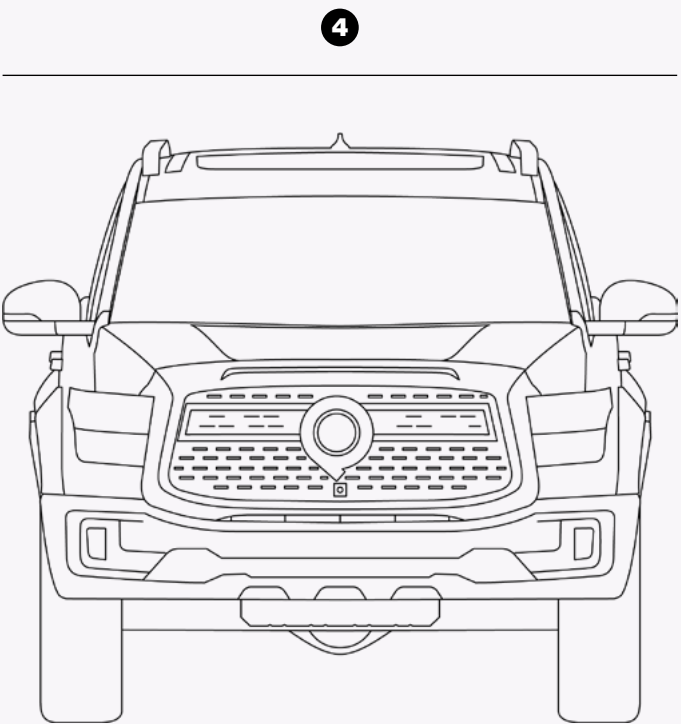
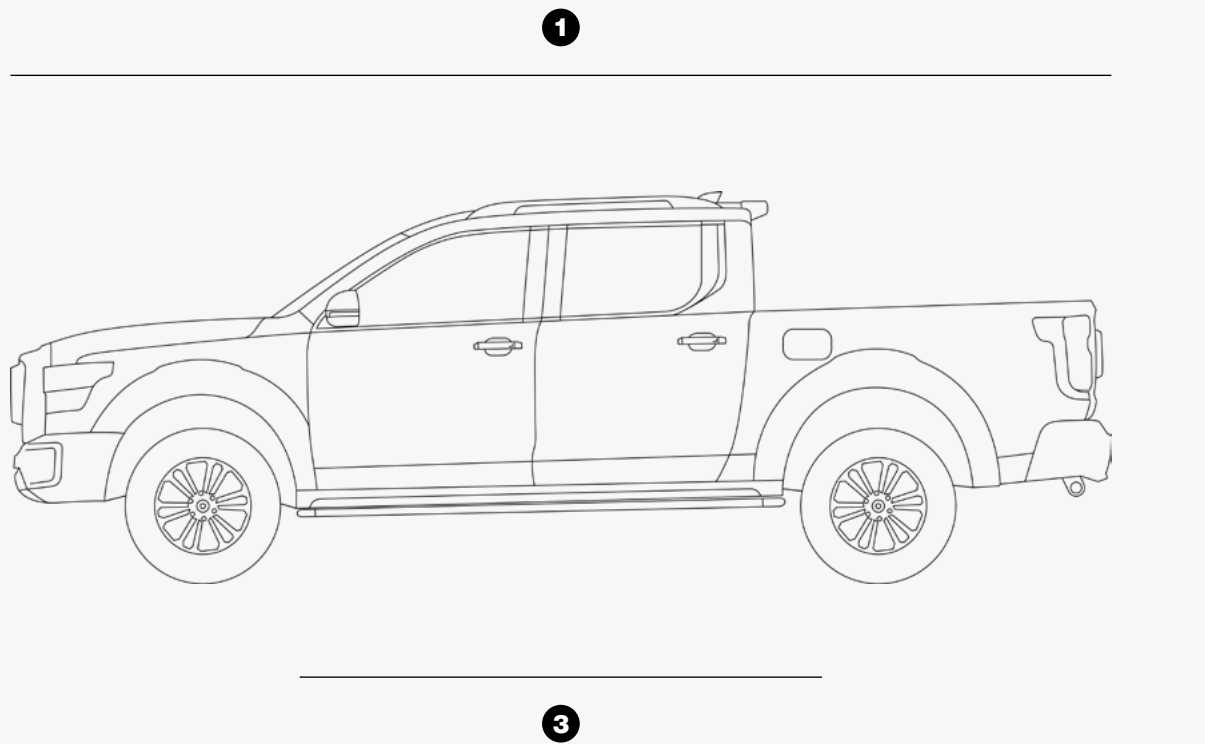
Onyx Silver

Marble White

Storm Grey

Colour

- ① Length: 5445mm
- ② Height: 1924mm
- ③ Wheelbase: 3350mm
- ④ Width: 1991mm



Dimensions

		Lux - Turbo Diesel	Lux - PHEV	Ultra - Turbo Diesel	Ultra - Hybrid	Ultra - PHEV
Dimensions	Length/Width/Height (mm) ¹	5445×1991×1924	5445×1991×1924	5445×1991×1924	5445×1991×1924	5445×1991×1924
	Wheelbase (mm)	3350	3350	3350	3350	3350
	Min ground clearance (mm) ¹	224	210	224	224	210
	Approach/Break over/ Departure angle° ¹	28.5°/19°/23°	28.5°/19°/23°	28.5°/19°/23°	28.5°/19°/23°	28.5°/19°/23°
	Wading depth (mm)	800	800	800	800	800
	Turning circle – kerb to kerb (m)	13.0m	13.0m	13.0m	13.0m	13.0m
Engine	2.4L Turbo diesel	●	-	●	-	-
	2.0L Turbo petrol hybrid	-	●	-	●	●
	Displacement (cm ³)	2370	1998	2370	1998	1998
	Max power (kW@rpm)	135 @ 3600	Electric motor 120 kW; Petrol engine 180 kW; Combined 300 kW;	135 @ 3600	Electric motor 78 kW; Petrol engine 180 kW; Combined 255 kW;	Electric motor 120 kW; Petrol engine 180 kW; Combined 300 kW;
	Max torque (Nm@rpm)	480@1500-2500	Electric motor 400 Nm; Petrol engine 380 Nm; Combined 750 Nm;	480@1500-2500	Electric motor 268 Nm; Petrol engine 380 Nm; Combined 648 Nm;	Electric motor 400 Nm; Petrol engine 380 Nm; Combined 750 Nm;
	Compression ratio	16:1	11:1	16:1	11:1	11:1
	Fuel economy (L/100km) combined ²	8.9	1.7	8.9	9.8	1.7
	Fuel economy (L/100km) Urban ²	10.2	-	10.2	8.9	-
	Fuel economy (L/100km) Extra urban ²	8.2	-	8.2	10.4	-
	Co2 emissions (g/km) ²	234	39	234	225	39
	Recommended fuel octane rating	Diesel	Petrol 91	Diesel	Petrol 91	Petrol 91
	Emission standard	Euro 5	Euro 5	Euro 5	Euro 5	Euro 5
	NEDC EV range (km)	-	115	-	-	115
	NEDC Combined range (km)	-	1060	-	-	1060
	Low charge fuel economy (L/100km) combined ²	-	7.9	-	-	7.9
	Battery Type	-	Ternary Lithium	-	-	Ternary Lithium
	Battery capacity (kWh)	-	37.11	-	-	37.11
	50kW DC charging (hour)	-	0.4 (30-80%)	-	-	0.4 (30-80%)
	AC charging (hour)	-	6.5	-	-	6.5
	V2L Capability	-	6kW	-	-	6kW
	Charge connection type	-	CCS2	-	-	CCS2
	Battery pre-heating	-	●	-	-	●

Specifications

		Lux - Turbo Diesel	Lux - PHEV	Ultra - Turbo Diesel	Ultra - Hybrid	Ultra - PHEV
Transmission	9-Speed Automatic Transmission (9AT)	●	-	●	-	-
	9-Speed Hybrid Automatic Transmission (9HAT)	-	●	-	●	●
	Driveline	Torque on Demand (TOD) 4WD	Torque on Demand (TOD) 4WD	Torque on Demand (TOD) 4WD	Torque on Demand (TOD) 4WD	Torque on Demand (TOD) 4WD
	Electronic Gear Shift	●	●	●	●	●
	Gear Ratios	1st 5.288, 2nd 3.243, 3rd 2.252, 4th 1.636, 5th 1.211, 6th 1.000, 7th 0.867, 8th 0.717, 9th 0.598, reverse 4.648				
Weights and Capacities	Braked towing capacity (kg) ³	3500	3500	3500	3500	3500
	Unbraked towing capacity (kg) ³	750	750	750	750	750
	Maximum downball weight (kg)	350	350	350	350	350
	Maximum payload (kg)	821	685	760	735	685
	Kerb weight (kg) ¹	2489	2810	2550	2575	2810
	Tare weight (kg) ¹	2432	2761	2493	2526	2761
	Max front axle load (kg)	1680	1680	1680	1680	1680
	Max rear axle load (kg)	2250	2250	2250	2250	2250
	Gross Vehicle Mass (kg) ¹	3310	3495	3310	3310	3495
	(GCM) (kg) ¹	6555	6745	6555	6555	6745
	Seating capacity	5	5	5	5	5
	Fuel tank capacity (L)	78	75	78	80	75
Chassis and Steering	Front Suspension	Coil spring double wishbone	Coil spring double wishbone	Coil spring double wishbone	Coil spring double wishbone	Coil spring double wishbone
	Rear Suspension	Leaf spring live axle	Multi-link coil spring live axle	Leaf spring live axle	Leaf spring live axle	Multi-link coil spring live axle
	Brakes	Front & rear: vented disc brakes	Front & rear: vented disc brakes	Front & rear: vented disc brakes	Front & rear: vented disc brakes	Front & rear: vented disc brakes
	Intelligent Start-Stop (ISS)	●	-	●	●	-
	Auto Hold	●	●	●	●	●
	Paddles Shifter	●	●	●	●	●
	Rear Differential Lock (Electric)	●	●	●	●	●
	Front Differential Lock (Electric)	-	-	●	●	●
	Electronic park brake	●	●	●	●	●
	Trailer Sway Mitigation	●	●	●	●	●
	Driving Mode: Standard, Sport, Eco, 4H, 4L	●	●	●	●	●

Specifications

		Lux - Turbo Diesel	Lux - PHEV	Ultra - Turbo Diesel	Ultra - Hybrid	Ultra - PHEV
Exterior	Alloy wheels	Two tone machined 18"	Black 18"	Two tone machined 18"	Two tone machined 18"	Black 18"
	265/60 R18	●	●	●	●	●
	Full size spare - steel	●	●	●	●	●
	Type Pressure Monitor System (TPMS)	●	●	●	●	●
	Mirrors: Manual Fold + Electric Adjustment + Indicator	●	●	-	-	-
	Mirrors: Auto Fold + Electric Adjustment + Indicator	-	-	●	-	-
	Mirrors: Memory + Auto Fold + Electric Adjustment + Indicator	-	-	-	●	●
	Front grille	Chrome	Black	Chrome	Chrome	Black
	Roof rails	●	Black	●	●	Black
	Door handles	Body colour	Black	Body colour	Body colour	Black
	Side step - fixed	●	Black	●	●	Black
	Shark fin antenna	●	Black	●	●	Black
	Built in trailer socket	●	●	●	●	●
	C pillar storage	●	●	●	●	●
	Tailgate electronic lock	●	●	●	●	●
	Tailgate - one piece	●	●	-	-	-
	Split tailgate (60:40)	-	-	●	●	●
	Red brake calipers	-	●	-	-	●
	Rear privacy glass	●	●	●	●	●
	Rear electric sliding window	-	-	●	●	●
	Rear Windshield Defrosting	●	●	-	-	-
	Four door window auto up/down + anti pinch	●	●	●	●	●
	Soundproof Glass (Rear Door + Front Windshield)	●	●	●	●	●
	Soundproof Glass (Rear Windshield)	●	●	-	-	-
	Panoramic Sunroof	-	-	●	●	●
	Window Short Lift/Drop	●	●	●	●	●
	Sunvisor with vanity mirror	●	●	-	-	-
	Sunvisor with illuminated vanity mirror	-	-	●	●	●
	Automatic windscreen wipers	●	●	●	●	●
	Manual-dimming rear view mirror	●	●	-	-	-
	Auto-dimming rear view mirror	-	-	●	●	●
	N95 Dust Filter	●	●	●	●	●
	Electric Power Steering (EPS)	●	●	●	●	●
	Manual adjustable steering wheel (tilt and reach)	●	●	●	●	●
	Faux leather steering wheel	●	●	●	●	●
	Heated steering wheel	-	-	-	●	●
	Multifunction steering wheel	●	●	●	●	●
	Steering Model (Light, Comfort, Sport)	●	●	●	●	●

		Lux - Turbo Diesel	Lux - PHEV	Ultra - Turbo Diesel	Ultra - Hybrid	Ultra - PHEV
Lights	Headlight levelling - manual	●	●	●	●	●
	LED headlights	●	●	●	●	●
	Auto headlight	●	●	●	●	●
	Auto highbeam	●	●	●	●	●
	Follow me home function	●	●	●	●	●
	Daytime Running Light (DRL)	●	●	●	●	●
	LED taillights	●	●	●	●	●
	LED front fog lights (steering)	-	-	●	●	●
	Rear fog light	●	●	●	●	●
	LED-High-Mounted Stop lamp	●	●	●	●	●
	LED Tray light	●	●	●	●	●
	64 Color ambient light	-	-	-	●	●
	Side roof lamps	-	-	●	●	●
	Rear room lamps	●	-	-	-	-
	Glove box light	-	-	●	●	●
	Sunglasses holder	●	●	●	●	●
Interior	Leatherette seats	●	●	-	-	-
	Leather accented seats	-	-	●	●	●
	Driver Seat: 6-Way Electric Adjustment	●	●	-	-	-
	Driver Seat: 8-Way Electric Adjustment+ Lumbar support + Memory + Welcome Function	-	-	●	●	●
	Front Passenger Seat: 4-Way Electric Adjustment	●	●	-	-	-
	Front Passenger Seat: 6-Way Electric Adjustment	-	-	●	●	●
	Front Passenger Seat: Vip Switch Control	-	-	●	●	●
	Front Seats: Heating	-	-	●	-	-
	Front + Rear Outer Seats: Heating	-	-	-	●	●
	Front Seats: Cooling + 8 Bladder Massage	-	-	●	●	●
	Rear Outer Seats: Cooling	-	-	-	●	●
	Rear Outer Seats: Manual 2-way Adjustment	●	●	●	-	-
	Rear Outer Seats: Electric 2-way adjustment with welcome function	-	-	-	●	●
	Rear Seats: Welcome Function	-	-	-	●	●
	Rear seat back: 40:20:40	●	●	●	●	●
	Rear center armrest with cup holder	●	●	●	●	●

Specifications

		Lux - Turbo Diesel	Lux - PHEV	Ultra - Turbo Diesel	Ultra - Hybrid	Ultra - PHEV
Safety	7 Air Bags: Dual SRS Airbags + Dual Front Side Airbags + Dual Curtain Airbags + Centre Airbag	●	●	●	●	●
	Front Seat Belt: Pre-tensioners With Load Limiters + CLT	●	●	●	●	●
	Rear Seatbelt Pre-tensioners With Load Limiters (outer seats)	●	●	●	●	●
	ISOFIX x2	●	●	●	●	●
	Child Presence Detection	●	●	●	●	●
	Brake Override System (BOS)	●	●	●	●	●
	Remote Central Lock & Automatic Locking Function	●	●	●	●	●
	Collision Automatic Unlock Function & Fuel Cut Function	●	●	●	●	●
	MANUAL Rear door child lock	●	●	●	●	●
Intelligent Technologies	Active Cruise Control (ACC) + Traffic Jam Assist (TJA)	●	●	●	●	●
	Intelligent Cornering Assist (ICA)	●	●	●	●	●
	Hill-start Assist Control (HAC)	●	●	●	●	●
	Hill Descent Control (HDC)	●	●	●	●	●
	Brake Assist System (BAS)	●	●	●	●	●
	Vehicle Dynamic Control Systems ⁶	●	●	●	●	●
	Dynamic Steering Torque	●	●	●	●	●
	Rear Cross Traffic Alert (RCTA)	●	●	●	●	●
	Rear Cross Traffic Brake (RCTB)	●	●	●	●	●
	Door Opening Warning (DOW)	●	●	●	●	●
	Auto Emergency Brake (AEB) Pedestrian + Cyclist	●	●	●	●	●
	Forward Collision Warning (FCW)	●	●	●	●	●
	Lane Safety Systems ⁷	●	●	●	●	●
	Emergency Break Signal System (ESS)	●	●	●	●	●
	Front Cross Traffic Alert (FCTA) Front Cross Traffic Brake (FCTB)	●	●	●	●	●
	Rear Collision Warning (RCW)	●	●	●	●	●
	Traffic Sign Recognition (TSR)	●	●	●	●	●
	Driver Fatigue Monitor System (DFMS)	●	●	●	●	●
	Push Button Start	●	●	●	●	●
	Bluetooth	●	●	●	●	●
	Auto Parking Assist	-	-	-	●	●
	Auto Reversing Assist	-	-	-	●	●
	360° View Monitor	●	●	●	●	●
	Front Parking Sensors	4	4	4	6	6
	Rear Parking Sensors	4	4	4	6	6

Specifications

		Lux - Turbo Diesel	Lux - PHEV	Ultra - Turbo Diesel	Ultra - Hybrid	Ultra - PHEV
Intelligent Technologies Continued	Clear Chassis View	●	●	●	●	●
	Keyless Entry (Front)	●	●	●	●	●
	Head Up Display (HUD)	-	-	-	●	●
Air Conditioning	Dual zone climate control	●	●	●	●	●
	Rear A/C Outlet-Top/Under	●	●	●	●	●
	Outside Temperature Display	●	●	●	●	●
Multimedia	Front & rear row USB outlet	●	●	●	●	●
	6 Speakers	●	●	●	-	-
	10 Speakers - Infinity	-	-	-	●	●
	Independent Amplifier - Infinity	-	-	-	●	●
	Speed Sensing Volume	●	●	●	●	●
	Built in dash cam USB port	●	●	●	●	●
	Wireless Charging - Front	-	-	●	-	-
	Wireless Charging (Front + Back)	-	-	-	●	●
	Electronic Clock	-	-	-	●	●
	Connected Car - Telematics	●	●	●	●	●
	Voice Command: Hello GWM	●	●	●	●	●
	12.3" digital cluster + brightness adjust	●	●	●	●	●
	12.3" Color Multitouch Screen	●	-	-	-	-
	14.6" Color Multitouch Screen	-	●	●	●	●
	Wireless Apple CarPlay ^(P15) & Android Auto ^(M4)	●	●	●	●	●

1 Weights/mass/volumes/dimensions are approximate and subject to individual vehicle variances, and should be confirmed before fitting any accessories, towing or otherwise relying on this value

2 Results achieved in ADR81/02 fuel consumption testing. Results produced in laboratory test conditions, using sample vehicles without fitment of accessories/customisation, and do not reflect real world driving. Figures should only be used for comparative purposes.

3 Towing capacity subject to regulatory requirements, tow bar and vehicle design and towing equipment limitations.

4 Android Auto™ is a trademark of Google LLC. Requires compatible device, USB connection, mobile data, network reception and GPS signal. Mobile usage at user's cost. Functionality subject to change.

5 CarPlay® is a trademark of Apple Inc in the U.S. and other countries. Requires compatible device, USB connection, mobile data, network reception and GPS signal. Mobile usage at user's cost. Functionality subject to change.

6 Vehicle dynamic control system includes Anti lock Brake System (ABS), Electronic Brake pressure Distribution (EBD), Traction Control System (TCS), Roll-over Mitigation Intervention (RMI), Electronic Stability Control (ESC)

7 Lane safety system includes Lane Departure Warning (LDW), Lane Keep Assist (LKA), Lane Center Keeping (LCK), Emergency Lane Keep (ELK), Lane Change Assist (LCA)

Specifications





For more information visit gwmanz.com/nz

GWM New Zealand reserves the right to alter vehicle specifications and equipment levels without notice. Some equipment featured on vehicles in this brochure may not be available or may be optional. To the extent permitted by law, GWM New Zealand shall not be liable to any person as a result of reliance on the content of the brochure. Always check with your local GWM Dealer for the latest product specifications.

Information in this brochure is current as at 27/05/2025.

Edition Code: GWMNZ 20250527

Copyright © GWMNZ. All rights reserved.